

# Frontier Airlines LAX Terminal: Your Complete Travel Guide

Los Angeles International Airport (**LAX**) is one of the busiest airports in the world, handling millions of passengers every year. If you're flying with **Frontier Airlines**, knowing the right terminal, check-in procedures, baggage policies, and available services can help you navigate your journey smoothly. **Frontier Airlines operates from Terminal 5** at LAX, offering a range of amenities and travel conveniences for its passengers.

For a hassle-free experience, it's important to be familiar with the [Frontier Airlines LAX Terminal](#), including check-in counters, security screening, boarding gates, and transportation options. This guide provides all the details you need to ensure a smooth journey through LAX when flying with Frontier Airlines.

---

## Which Terminal Does Frontier Airlines Use at LAX?

Frontier Airlines flights **arrive and depart from Terminal 5** at Los Angeles International Airport. This terminal is well-equipped with check-in kiosks, baggage claim areas, and passenger-friendly amenities.

### Key Features of Terminal 5:


- ✓ **Check-in Counters:** Located on the upper level with both self-service kiosks and staffed counters.
  - ✓ **Security Checkpoint:** TSA security screening is inside Terminal 5—arrive early to allow enough time.
  - ✓ **Boarding Gates:** Frontier Airlines uses multiple gates, so check your boarding pass for details.
  - ✓ **Baggage Claim:** Frontier's baggage claim is located on the lower level of Terminal 5.
- 


## Frontier Airlines Check-In & Boarding Process at LAX

To ensure a smooth departure, passengers should follow the check-in and boarding guidelines provided by Frontier Airlines.

### Check-In Options:

 **Online Check-in:** Available **24 hours before departure** via the Frontier Airlines website or mobile app.

 **Self-Service Kiosks:** Located inside Terminal 5 for printing boarding passes and baggage tags.

 **Airport Counter Check-in:** Recommended for passengers with checked baggage or those needing assistance.

## Boarding Guidelines:

 **Arrive at the Airport:**

- **Domestic flights:** At least **2 hours before departure**
- **International flights:** At least **3 hours before departure**

 **Security Screening:** TSA checkpoint wait times vary, so allow extra time.

 **Gate Arrival:** Be at your boarding gate **at least 30 minutes before departure** to avoid missing your flight.


---

## Facilities & Services at Terminal 5 (LAX)

LAX Terminal 5 offers a variety of services to ensure passenger comfort before their flight.


### Dining Options at Terminal 5:

 **Quick Bites:** McDonald's, Dunkin' Donuts, and Panda Express.

 **Healthy Options:** Fresh salads, sandwiches, and grab-and-go meals.

 **Coffee Shops:** Starbucks and other cafes for a caffeine boost before your flight.

### Shopping & Duty-Free Stores:

 **Travel Essentials:** Pick up books, magazines, and travel accessories.


 **Souvenir Shops:** Get last-minute gifts before your departure.

 **Duty-Free Shopping:** Available for international travelers.

### Additional Amenities:

 **Free Wi-Fi:** Stay connected with **LAX Free Wi-Fi** available throughout the terminal.

 **Charging Stations:** Available in seating areas to keep your devices powered.

 **Restrooms & Family Areas:** Clean and accessible facilities for travelers with children.





Although **Frontier Airlines does not have a dedicated lounge** at LAX, passengers can access **Priority Pass lounges** or other paid lounges available in the terminal.

---

## Frontier Airlines Baggage Policy at LAX

To avoid unexpected fees, make sure to review Frontier Airlines' baggage policies before you travel.

### Baggage Allowance for Frontier Airlines:

-  **Personal Item:** Free (must fit under the seat, e.g., backpack, purse, or laptop bag).
  -  **Carry-On Bag:** Additional fee applies (must meet size restrictions).
  -  **Checked Baggage:** Fees vary based on the destination and pre-booking options.
  -  **Tip:** Prepay for baggage online to save money, as fees are typically higher at the airport.
- 

## Transportation & Parking at LAX Terminal 5

LAX provides multiple transportation options for travelers flying with Frontier Airlines.

### Parking at LAX:

- Short-term and long-term parking options near Terminal 5.
- Advance reservations help save time and money.

### Ride-Sharing & Taxis:

- Uber, Lyft, and taxis operate from designated pickup areas at LAX.

### Public Transport & Shuttle Services:

- **LAX FlyAway Bus:** Offers non-stop service to downtown Los Angeles.
- **LAX Shuttle:** Provides free transport between terminals.
- **Metro Rail:** Nearby metro stations connect LAX to various parts of Los Angeles.

---

## Tips for a Smooth Travel Experience at Frontier Airlines LAX Terminal

- ✓ **Check Flight Status:** Always check for delays or gate changes before heading to the airport.
- ✓ **Use Mobile Check-In:** Save time by checking in online and using a digital boarding pass.
- ✓ **Pack Smart:** Follow baggage size and weight restrictions to avoid additional fees.
- ✓ **Arrive Early:** Allow enough time for check-in, security screening, and boarding.

By planning ahead and familiarizing yourself with the **Frontier Airlines LAX Terminal**, you can ensure a stress-free and comfortable travel experience at **Los Angeles International Airport**. Whether you're traveling for business or leisure, knowing what to expect will make your journey smoother. Safe travels! 🚀